



2023 Community Trails Survey

In this presentation...

1. Introduction & Background to Chehalem Heritage Trail System
2. 2023 Trail Survey Results:
 - Level of support
 - Trail usage across the district
 - Current state of CPRD trails
 - Perceived benefits and concerns
 - Funding preference for trails
3. Recommended actions and areas for further exploration by CPRD

Community Trails Survey Background

Chehalem Heritage Trail Plan

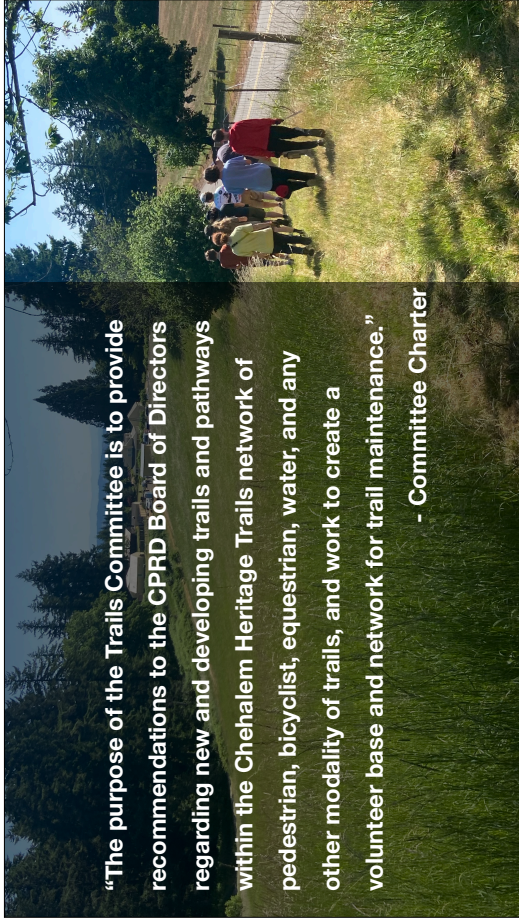
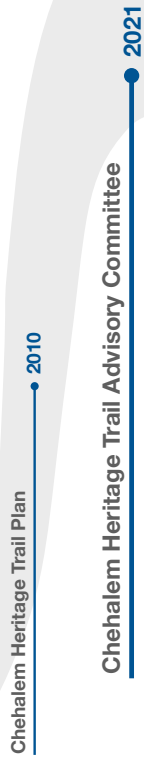
•

2010



Community Trails Survey

Background




The definition of trails is broad



Developing our trails requires a holistic approach

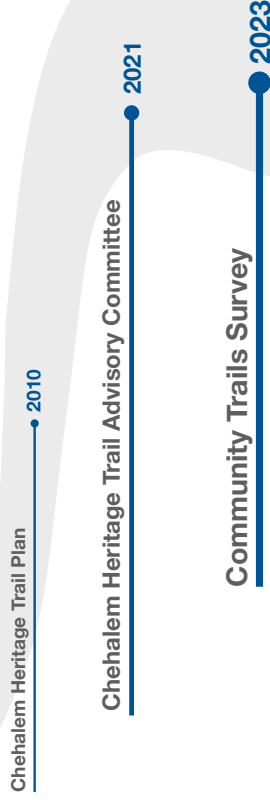


**Our trails are shared
by our entire community**



Community Trails Survey


Background



Community Trails Survey

Process and Methodology

- Purpose: Assess community's needs, perceptions, and usage of local trails
- Survey designed to be neutral and unbiased
- Constructed with professional online survey tool: Qualtrics
- Multiple security and error-mitigation measures
- 4810 randomly selected registered voters
- 12.8% response rate is statically valid



Survey Results

The community values and supports trails.



Trails are important to the community.



Support more trails.



Our trails are widely used and enjoyed.



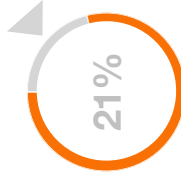
Visited CPRD trails
at least once a week



Visited CPRD trails
at least once a month



Visited CPRD trails
last year




Did not use trails last year



Barriers To Trail Use

21% did not use trails. Here's why:

- Lack of Knowledge About Trails - 33.1%
- Lack of Time - 32.2%
- Other: Health Issues, Safety Concerns, Accessibility, etc.



Visited CPRD trails last year

How do they use our trails?



Motivation

79% use CPRD trails. Here's why:

- Enjoy nature - 91.4%
- Physical Fitness - 86.3%
- Release of Energy/Exploring - 61.7%
- Family togetherness - 52.9%
- Escape personal or social pressures - 47.3%
- Develop community - 14.8%
- Learn new things - 11.5%
- Meet new people - 8.6%

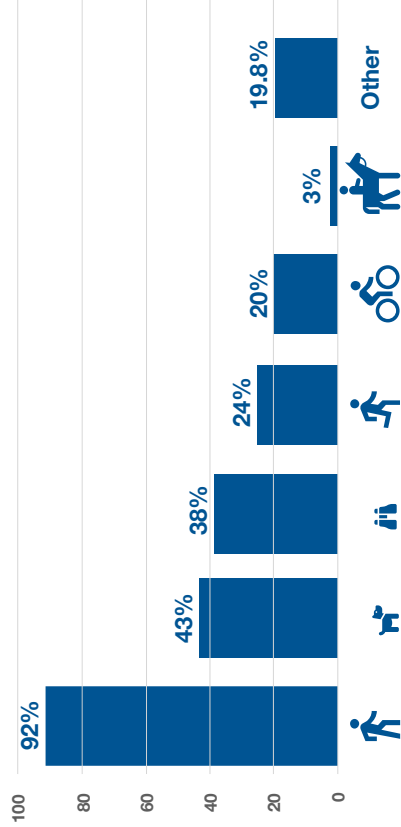
Location

79% use CPRD trails. Here's where they go:

- Chehalem Glen Golf Course - 62.1%
- Jaquith Park - 48.6%
- Urban Sidewalks - 44.7%
- Ewing Young Park- 36.9%
- Herbert Hoover Park- 23.6%
- Rilee Park - 19.9%
- Schaad Park - 17.2%
- Crater Park - 16.8%
- Crabtree Park - 13.7%
- Other - 10.7%

Activities

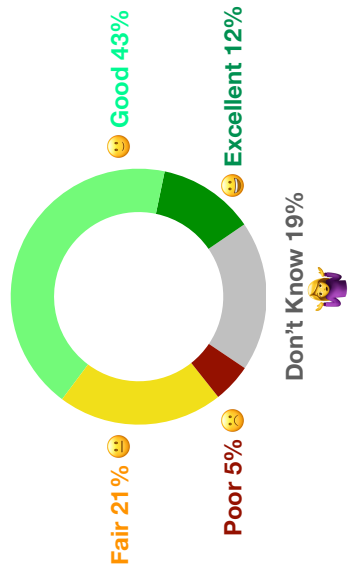
79% use CPRD trails. Here's how they use them:



The Current State of Trails

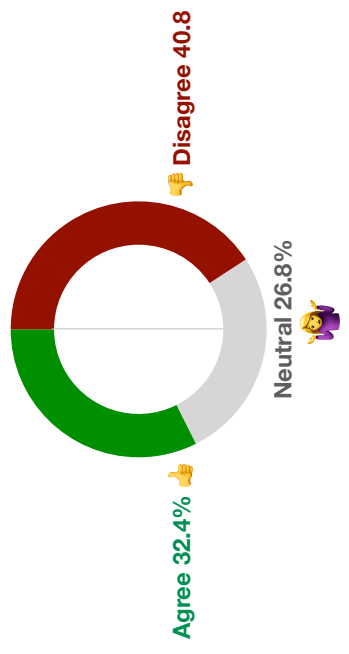
Current State: Trail Maintenance

How would you rate the current state of trail maintenance?



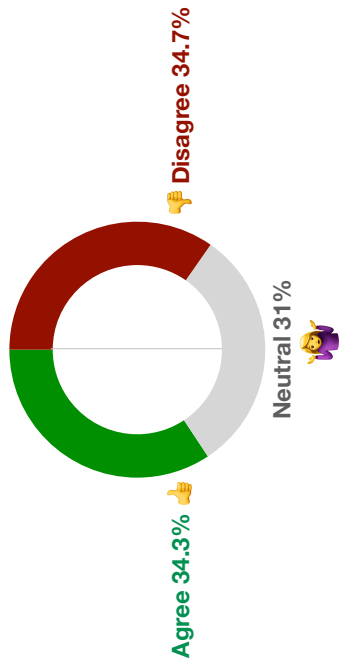
Current State: Mileage

The amount (total mileage) of trails is adequate.



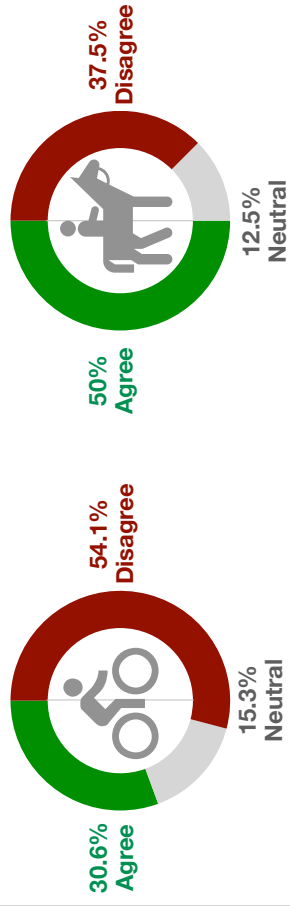
Current State: Variety

The variety of trails is adequate.



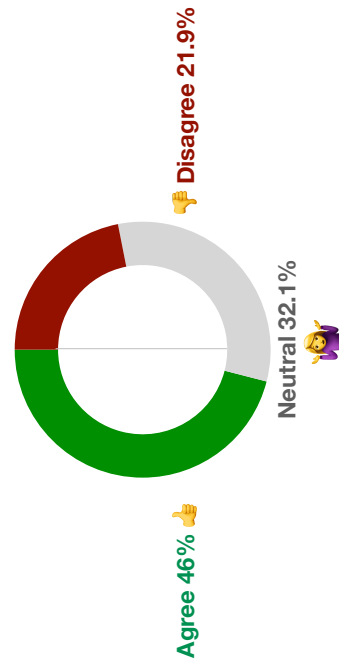
Current State: Variety (sub group responses)

The variety of trails is adequate.



Current State: Accessibility

The accessibility of trails is adequate.




Unaware of Trails Master Plan



Level of Concern

How concerned are you about the future state of trails?



Trails benefit our community.

How do trails contribute to our community?

The community agrees that trails...

- Contribute to Positive Quality of Life - 90.4%
- Contribute to Economic Viability - 63.6%
- Contribute to Environmental Conservation - 73.6%


Benefits of Trails

The community agrees that trails provide a wide variety of benefits:

- Physical Health - 91.1%
- Mental Health - 89.3%
- Enhancing Community Connectedness - 67.2%
- Improving Property Values - 64.4%
- Social Interaction - 62.4%
- Enhancing tourism - 59.4%
- Connection to Nature +20 write-in responses

Benefits of Trails Outweigh Concerns

80.2%



Concerns of Trails

What do you believe are the concerns of local trails?

- Homelessness - 60.7%
- Personal Safety - 59.4%
- Development and Maintenance Costs - 54%
- Environmental Impact - 46.2%
- Conflicts between different user groups - 39.5%
- Infringement of Private Property Rights - 37.3%
- Overcrowding - 32.2%

The community supports trail funding.

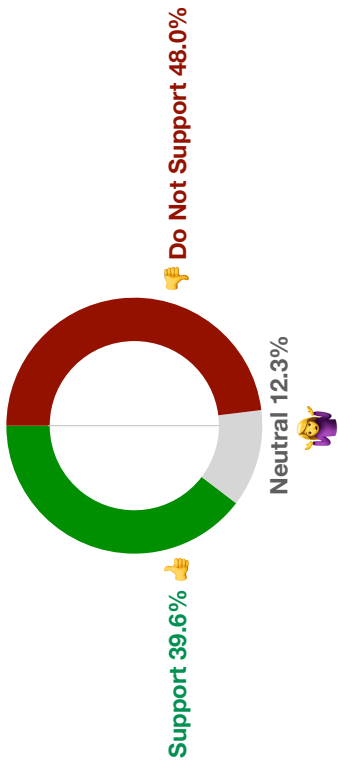
Funding: Amount

How much are you willing to pay for trail development and maintenance per year?



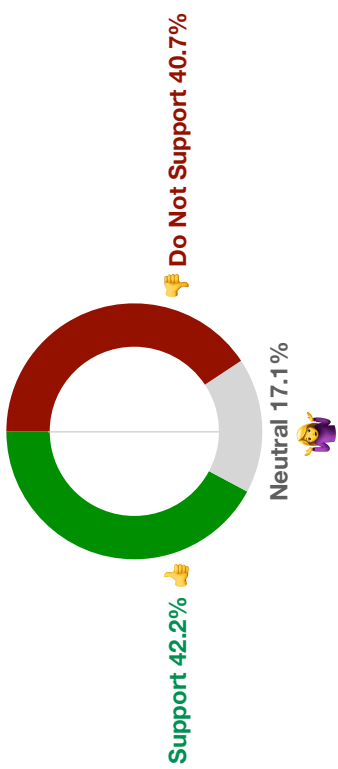
Funding: User Fees

How likely are you to support this funding source?



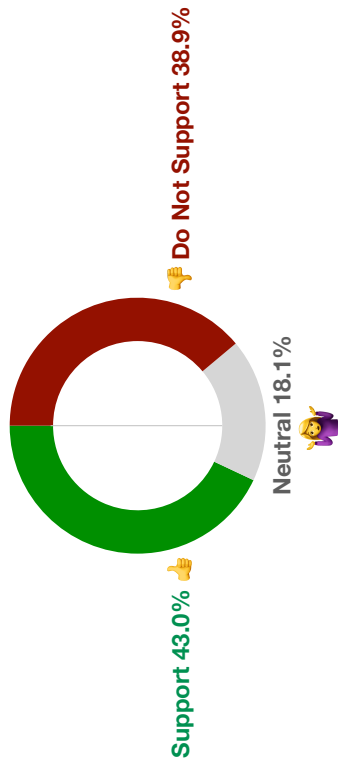
Funding: Property Tax

How likely are you to support this funding source?



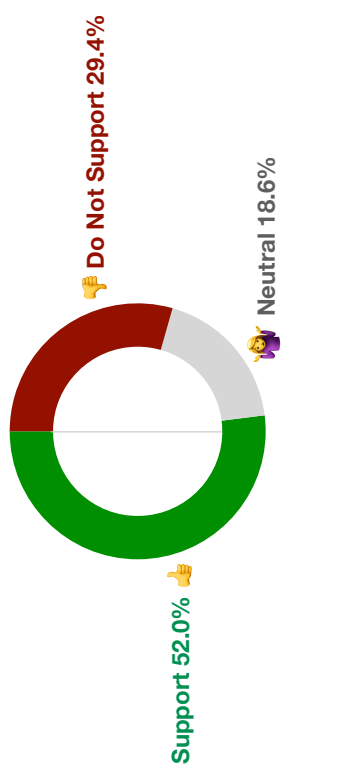
Funding: Temporary Tax Levy

How likely are you to support this funding source?



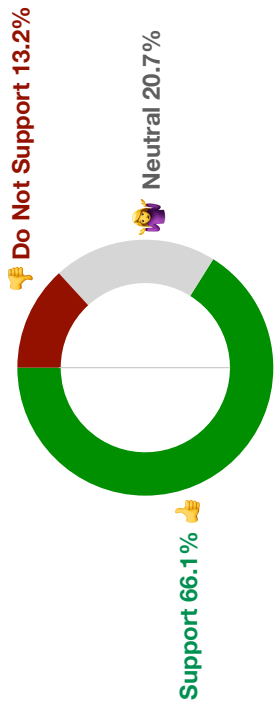
Funding: System Development Charges

How likely are you to support this funding source?



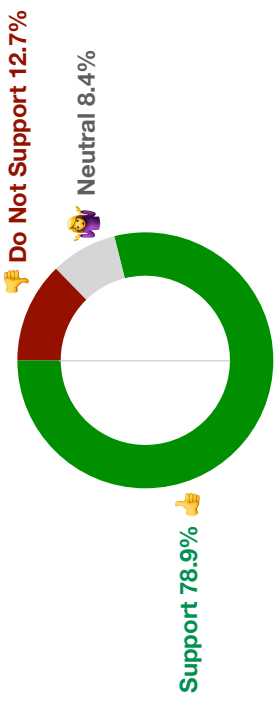
Funding: In-Kind Donations

How likely are you to support this funding source?



Funding: State and Federal Grants


How likely are you to support this funding source?



Conclusion and Recommendations

The community uses, values, and supports trails.

- 79% Visit CPRD trails
- 87% Trails are important to the community
- 80% Benefits of trails outweigh concerns
- 81% Support more trails
- 51% Would pay \$50/year or more for trails



A Path Forward

Growing Our
Community's
Trail System

Strategies for Trail Development

- Build more trail mileage, variety, accessibility, and amenities.
- Increase community outreach and communication about existing and planned trails.
- Collaborate with law enforcement, local government, and nonprofits to address concerns about homelessness and personal safety.
- Prioritize pursuing grants and donations from government and private sources.
- Follow a transparent, inclusive, and fair process when developing or making changes to trails.



Specific Projects on the Horizon

- Ewing Young Expansion
- Newberg-Dundee Connector
- Mountain Bike Trails
- Safe walking and bike routes
- Updated Trail Plan



CPRDTrails.org

