

SANDER ESTATE

SPLASH PAD DESIGN CONCEPTS

2021 MASTER PLAN

LEGEND

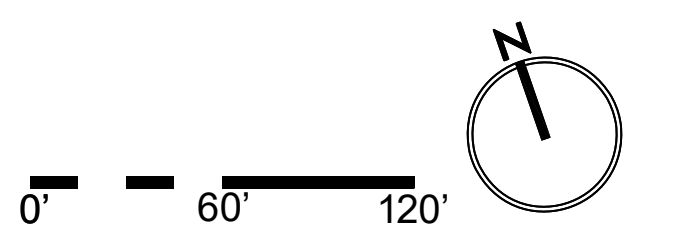
- ① ENTRY GROVE
- ② EXISTING FAMILY HOME
- ③ FRAN AND JAN'S GARDEN
- ④ EXISTING GARAGE
- ⑤ RECEPTION HALL
- ⑥ EXISTING BARN
- ⑦ PLAZA
- ⑧ WATER FEATURE
- ⑨ BATHROOM AND STORAGE
- ⑩ ORNAMENTAL GARDENS
- ⑪ PLAY AREA
- ⑫ PICNIC SHELTER
- ⑬ PARKING LOT
- ⑭ PAR COURSE



PHASE 1 DEVELOPMENT

LEGEND

- ① OPEN LAWN
- ② ORNAMENTAL GARDENS
- ③ SPLASH PAD
- ④ PLAY AREA
- ⑤ RESTROOM
- ⑥ EXISTING TREES
- ⑦ PARKING LOT



SPLASH PAD GUIDING PRINCIPLES



The 2021 Sander Estate Master Plan was approved on the condition that the citizens of Dundee would have the opportunity to provide their input on the design of the splash pad. The following guiding principles for the design of the splash pad were established as a starting point for this study.

Be Playful and Fun:

The design of the splash pad should inspire delight and be enduring and meaningful to the residents of Dundee. The splash pad should be meaningful gathering space that improves the quality of life of neighborhood residents and bring a sense of pride, ownership and spirit of place to the community

Provide a space for all:

The splash pad must be designed to be inclusive and welcoming to all. Prioritize accessibility, safety, and the diverse needs of users to ensure that everyone can participate and enjoy the water play experience.

Provide diversity of play:

The splash pad must include different types of play for children of all ages.

Create a comfortable place:


The design and siting of the splash pad must ensure that users of the space will be able to do so safely and comfortably. Protection from the elements and proximity to site elements, such as the parking lot, the street, or the restroom must be considered to ensure that users can feel not only safe, but comfortable.

Be versatile:

The design of the splash pad should be versatile, allowing for activities such as outdoor gatherings, play, lounging, and/or community events when the water is not running.

Enduring Design:

The design of the splash pad must be robust, using materials and systems that reduce maintenance requirements, ensuring efficient operation and optimal user experience over time.



SPLASH PAD OPTION 1



SPLASH PAD OPTION 1



STONES FOR SEATING

STONE WALL WITH WATER JETS

ADA ACCESSIBLE PATHWAY

SHADE TREES

CONCRETE SEAT WALL

STONES WITH SMALL WATER JETS

RIVER WATER PLAY

RAISED PLANTER WITH SEATING

CONCRETE SEAT WALL

CONCRETE PATH

CONCRETE SEAT WALL

SPLASH PAD OPTION 1



SPLASH PAD OPTION 1



SPLASH PAD OPTION 1



SPLASH PAD OPTION 1



SPLASH PAD OPTION 1



SPLASH PAD OPTION 1



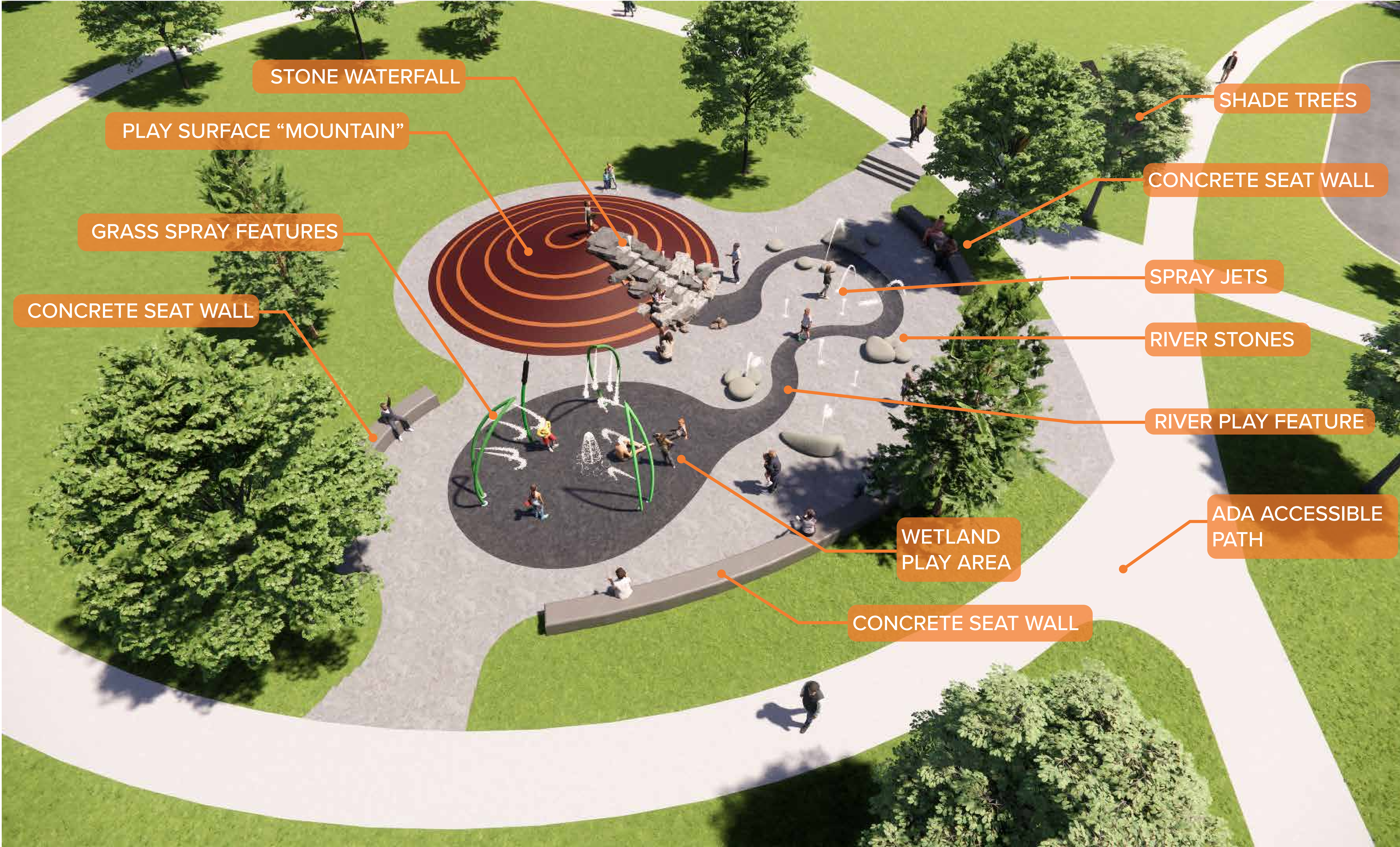
SPLASH PAD OPTION 1



SPLASH PAD OPTION 2



SPLASH PAD OPTION 2



SPLASH PAD OPTION 2



SPLASH PAD OPTION 2



SPLASH PAD OPTION 2



SPLASH PAD OPTION 2



SPLASH PAD OPTION 2



SPLASH PAD OPTION 2



SPLASH PAD OPTION 2



SPLASH PAD PREFERRED OPTION

